


INTERVIEW TECHNIQUES



PREPARE

**DO YOUR RESEARCH
WELL!**

LISTEN




**TO WHAT THE
INTERVIEWEE IS
SAYING.**

ASK

FOLLOW-UP QUESTIONS

**YES/NO QUESTIONS OR CLOSE-ENDED QUESTIONS
BREAK THE FLOW OF THE INTERVIEW.**

A cartoon illustration of a woman with brown hair in a ponytail, wearing a red dress and hoop earrings. She has a wide, friendly smile and her hands are clasped in front of her. Two speech bubbles are positioned around her: one on the left and one on the right.

**DON'T ASK
YES/NO
QUESTIONS!**

**MAKE YOUR
INTERVIEWEE
COMFORTABLE!**

**ALWAYS ASK A QUESTION THAT MAKES THE
INTERVIEWEE TALK MORE.**

EDUCATE


**TRY TO GET INSIGHTS
ABOUT THE PERSON
THAT NOBODY KNOWS!**

INFORM

**GET SOME NEWS ABOUT
THE PERSON**

ENTERTAIN

**POP A FEW FUN
QUESTIONS**



**DON'T MAKE YOUR INTERVIEWS TOO LONG.
KEEP IT SHORT AND PRECISE!**



**ASK ESSENTIAL QUESTIONS TO TELL YOUR STORY. YOU
CAN'T HAVE A WHOLE LIFE STORY IN ONE INTERVIEW.
BUT YOU CAN GET A COMPREHENSIVE OUTLOOK ON ONE
THEME/SUBJECT/INCIDENT EVENT.**

THANK YOU!

**OK START
WRITING
SCRIPTS NOW!**

