

Radio Production Planning

Module Number: 04

VOICE





BROADCAST VOICE

What is a broadcast voice?



BROADCAST VOICE

- The voice used to **present** is different from the voice used in **conversation**.
- Every reporter/anchor/RJ develops a **unique broadcast voice** over time.



BROADCAST VOICE

- Presenting styles for each category of broadcast is different.

Anchor



Reporter



RJ



Voice over artist



TRY OUT YOUR BROADCAST VOICE

Where the mind is without fear
and the head is held high,
where knowledge is free.

Where the world has not been broken up
into fragments by narrow domestic walls.

Where words come out from the depth of truth,
where tireless striving stretches its arms toward
perfection.

Where the clear stream of reason has not lost its way
into the dreary desert sand of dead habit.

Where the mind is led forward by thee into ever
widening thought and action. In to that heaven of
freedom, my father,

LET MY COUNTRY AWAKE!”

Types of voices >>>

Male



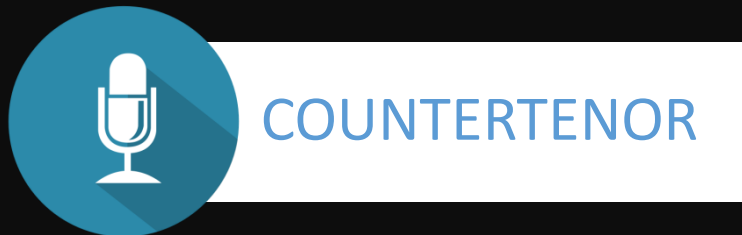
BASS



TENOR



BARITONE




COUNTERTENOR

Female



CONTRALTO



MEZZO-SOPRANO



SOPRANO



- Men have a larger vocal tract than women.
- This produces lower, deeper sound.
- The smaller vocal tract of women produces higher pitch.



DEVELOPING YOUR VOICE

- **Practice recording your voice.** Both scripted and ad-lib (without preparation)
- **Listen to your recording and put down your feedback.**
- **Work on the feedback in your next recording.**



DEVELOPING YOUR VOICE

- **Posture:** Keep a relaxed posture while recording.
- **Relax:** Ensure that your jaw and face muscles are relaxed.
- **Be natural:** Not too formal. Try to converse with the listener.



ENUNCIATION

- **Pronunciation:** is the act of making a sound
- **Enunciation:** is the manner in which you say it
- Your style, tone, speed, swag all of this comes in the way you enunciate.



ENUNCIATION

- **Clarity:** Try to speak **clearly** without mumbling.
- **Beginning and end:** Focus on the **first** and **last** words.
- **Speak **slower** than usual.**









ENUNCIATION

- **Sound interested:** To make it interesting!
- **Emotion and enthusiasm:** Sustain it through the piece.
- **Pause:** But do not have prolonged silence.



WHY DO WE HAVE FULL DAY CLASS?

Say this sentence in...

-  A bitter tone of voice
-  An accusatory tone of voice
-  A frightened tone of voice
-  An angry tone of voice
-  A curious tone of voice
-  A surprised tone of voice



MODULATION

- **Pitch:** Each program type will have a different pitch.
- **Pace:** Keep an optimal pace. Speed up if necessary.
- **Voice Projection:** Learn to project your voice and control volume.
- **Vocal stamina:** Keep the energy levels up.

➤ ➤ ➤ ANY QUESTIONS? ➤ ➤ ➤